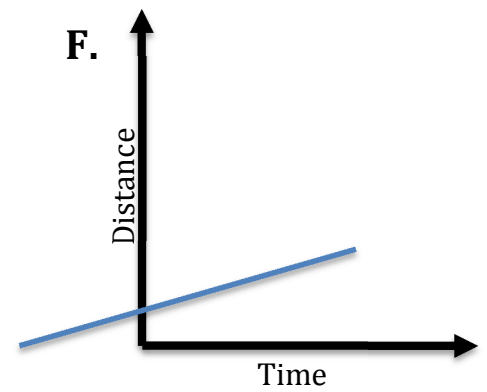
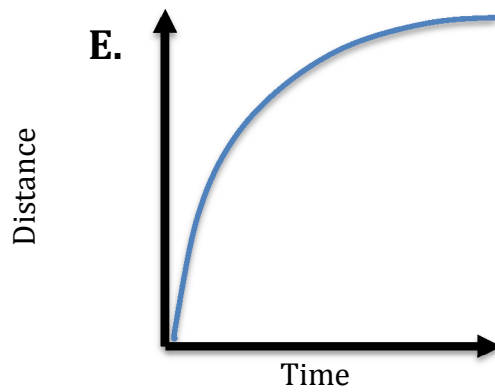
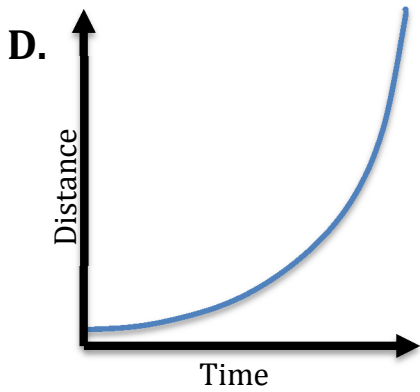
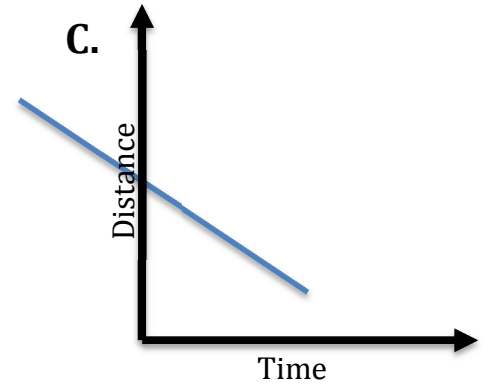
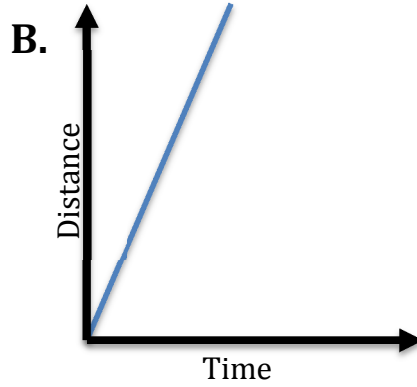
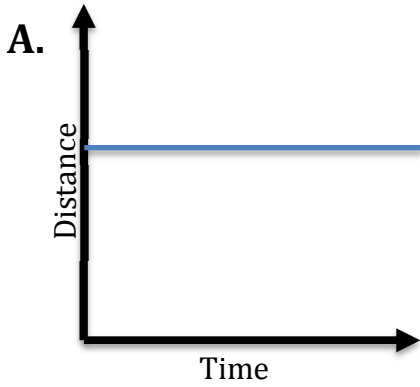


Motion Graph Analysis

Name _____ Per _____



Descriptions of Motion

1. Acceleration
2. Constant Speed (high rate of speed)
3. Constant Speed (low rate of speed)
4. Negative Acceleration (deceleration)
5. No Motion (stopped)
6. Moving Backwards (constant velocity in reverse)

Graph A matches description ____ because _____.

Graph B matches description ____ because _____.

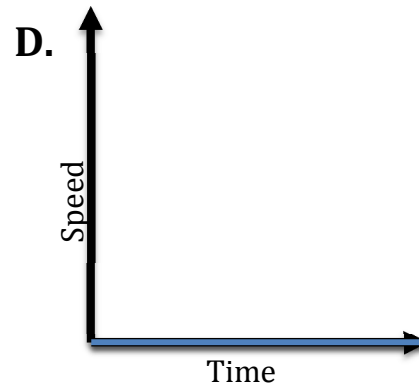
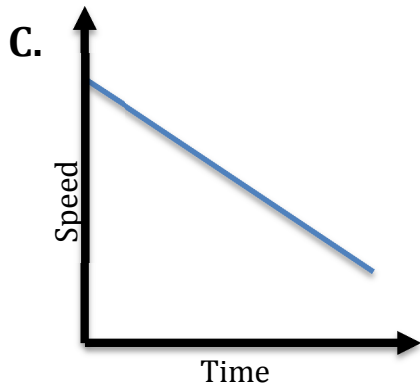
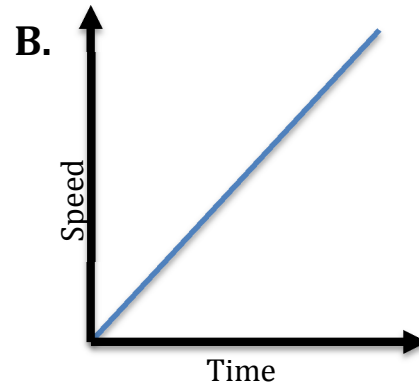
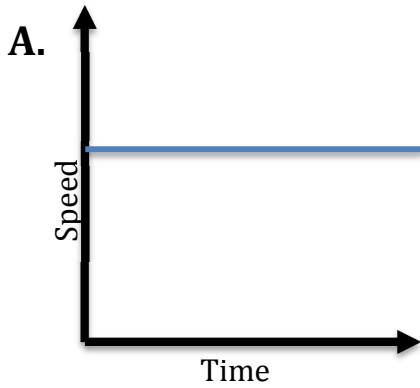
Graph C matches description ____ because _____.

Graph D matches description ____ because _____.

Graph E matches description ____ because _____.

Graph F matches description ____ because _____.

Motion Graphs - Part 2



Descriptions of Motion

1. No Motion (stopped)
2. Constant Speed
3. Acceleration
4. Negative Acceleration (deceleration)

Graph A matches description _____

Graph B matches description _____

Graph C matches description _____

Graph D matches description _____

Use the graph to the right to answer the questions below.

Which runner won the race? _____

Which runner stopped for a break? _____

How long was the stop? _____

Calculate each racer's average speed over the race.

Albert - _____

Bob - _____

Charlie - _____

